

ALUMNI FEEDBACK 2018-19

The report synthesizes alumni feedback on their college experience, reflecting a generally positive sentiment. Key strengths highlighted include the well-received Choice Based Credit Semester System (CBCSS) curriculum, effective equipping of students with life skills and employability, a positively rated overall campus environment with efforts to promote diversity and inclusion, satisfaction with learning resources including extracurricular opportunities, IT infrastructure, online learning platforms, library and lab facilities, and the comfort of learning spaces. However, areas for improvement were identified, including enhancing the campus environment to create an even better experience and addressing concerns regarding the comfort of learning spaces, as indicated by a small percentage of alumni.

Q1. Choice Based Credit Semester System(CBCSS) was abreast of times

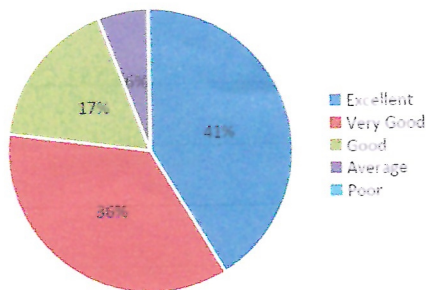


Figure 1 depicts the responses to the question, "Choice Based Credit Semester System(CBCSS) was abreast of times" Among the alumni, 41% responded Excellent, and 36% of alumni responded Very Good. 17% of the alumni responded Good, 6% of the alumni responded Average.

Q2. The programmes offered life skills, employability and it was fulfilling our expectations

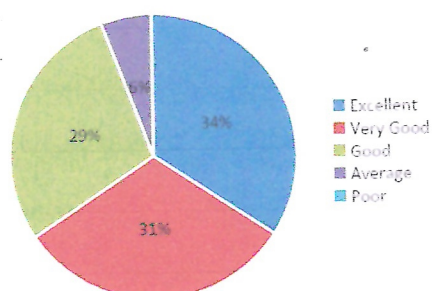


Figure 2 depicts the responses to the question, "The programmes offered life skills, employability and it was fulfilling our expectations" Among the alumni, 34% responded Excellent, and 31% of alumni responded Very Good. 29% of the alumni responded Good, 6% of the alumni responded Average.

Q3. How would you rate the overall campus environment during your time at college?

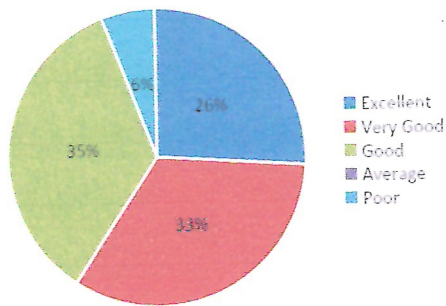


Figure 3 depicts the responses to the question, "How would you rate the overall campus environment during your time at college?" Among the alumni, 26% responded Excellent, and 33% of alumni responded Very Good. 35% of the alumni responded Good, 6% of the alumni responded Poor.

Q4. How would you rate the college's efforts in promoting diversity and inclusion?

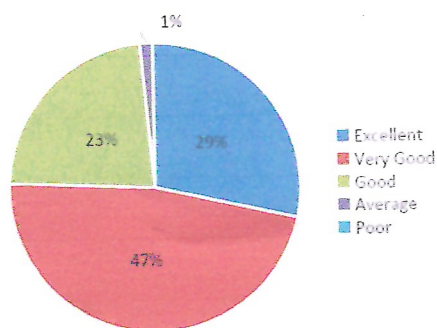


Figure 4 depicts the responses to the question, "How would you rate the college's efforts in promoting diversity and inclusion?" Among the alumni, 29% responded Excellent, and 47% of alumni responded Very Good. 23% of the alumni responded Good, 1% of the alumni responded Average.

Q5. The programme provided sufficient opportunities for extracurricular activities.

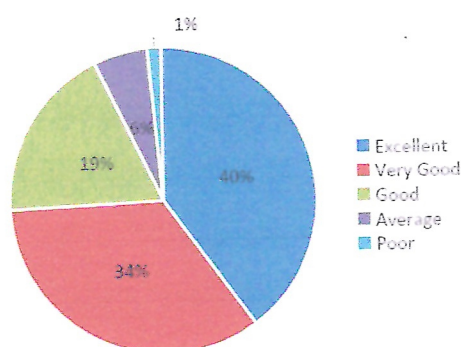


Figure 5 depicts the responses to the question, "The programme provided sufficient opportunities for extracurricular activities." Among the alumni, 40% responded Excellent, and 34% of alumni responded Very Good. 19% of the alumni responded Good, 6% of the alumni responded Average. 1% of

the alumni responded Poor.

Q6. How would you rate the college's IT infrastructure and online learning platforms?

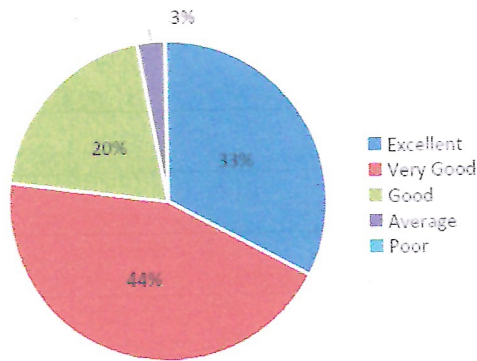
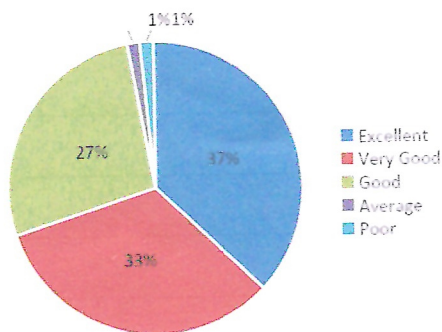


Figure 6 depicts the responses to the question, "How would you rate the college's IT infrastructure and online learning platforms?" Among the alumni, 33% responded Excellent, and 44% of alumni responded Very Good. 20% of the alumni responded Good, 3% of the alumni responded Average.

Q7. Facilities at library and labs and availability of reading material were in accordance with the programme.

Figure 7 depicts the responses to the question, "Facilities at library and labs and availability of reading material were in accordance with the programme.?"



Among the alumni, 37% responded Excellent, and 33% of alumni responded Very Good. 27% of the alumni responded Good, 1% of the alumni responded Average. 1% of the alumni responded Poor.

Q8. How would you assess the comfort of the learning spaces, like classrooms and libraries?

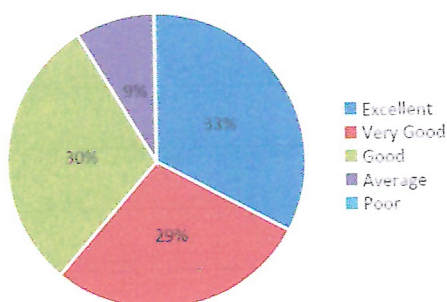


Figure 8 depicts the responses to the question, "How would you assess the comfort of the learning spaces, like classrooms and libraries?" Among the alumni, 33% responded Excellent, and 29% of alumni responded Very Good. 30% of the alumni responded Good, 9% of the alumni responded Average.

Q9. How well did the college handle the upkeep of technological resources?

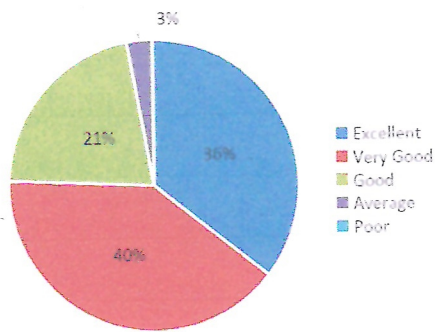


Figure 9 depicts the responses to the question, "How well did the college handle the upkeep of technological resources?" Among the alumni, 36% responded Excellent, and 40% of alumni responded Very Good. 21% of the alumni responded Good, 3% of the alumni responded Average.

Q10. Overall learning environment offered in the campus

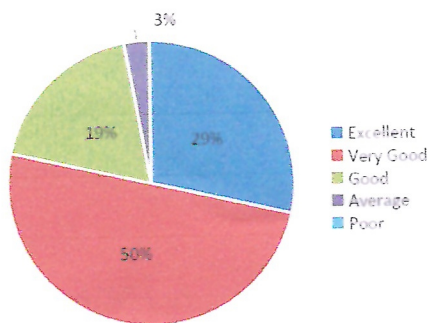


Figure 10 depicts the responses to the question, "Overall learning environment offered in the campus" Among the alumni, 29% responded Excellent, and 50% of alumni responded Very Good. 19% of the alumni responded Good, 3% of the alumni responded Average.



Principal
 Wadhuda Institute of Research
 and Advanced Studies (WIRAS)
 P.O. Vilayancode, Kannur Dt., 670504