

ALUMNI FEEDBACK 2019-20

The report compiles alumni feedback on their experience at the college during the 2019-2020 academic year, indicating a generally positive perception. Key strengths identified include the inclusive campus culture, commendation for the college's handling of emergency situations, satisfaction with practical learning through real-world applications in the curriculum and effective laboratory facilities, and positive feedback on the accessibility and helpfulness of academic advisors and mentors, as well as the overall learning environment. However, areas for improvement were noted, including enhancing the perceived responsiveness of administrative services to student needs, increasing the prominence of the college's commitment to sustainability and eco-friendly practices, and improving the aesthetic appeal of the campus, as indicated by a small percentage of alumni.

Q1. How inclusive did you find the campus culture during your time there?

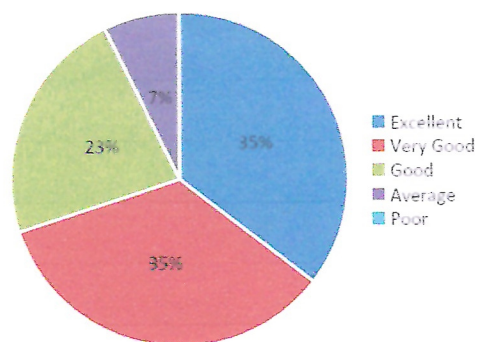


Figure 1 depicts the responses to the question, “How inclusive did you find the campus culture during your time there?” Among the alumni, 35% responded Excellent, and 35% of alumni responded Very Good. 23% of the alumni responded Good, 7% of the alumni responded Average.

Q2. How would you rate the responsiveness of administrative services to student needs?

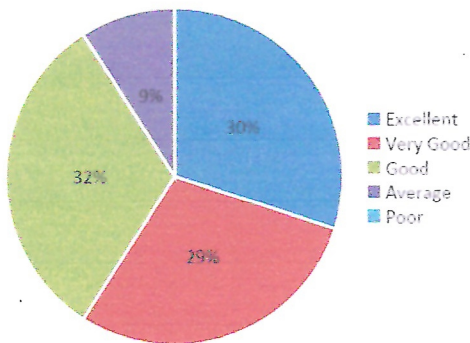


Figure 2 depicts the responses to the question, “How would you rate the responsiveness of administrative services to student needs?” Among the alumni, 30% responded Excellent, 32% of the alumni responded Good, and 29% of alumni responded Very Good, ,9% of the alumni responded Average.

Q3. The programme helped in qualifying competitive examinations and ensured progression to higher studies

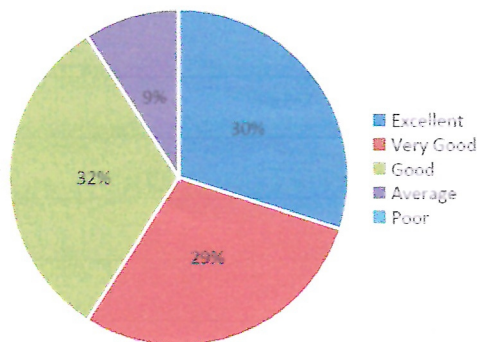


Figure 3 depicts the responses to the question, “The programme helped in qualifying competitive examinations and ensured progression to higher studies?” Among the alumni, 30% responded Excellent, and 29% of alumni responded Very Good. 32% of the alumni responded Good, 9% of the alumni responded Average.

Q4. How would you rate the college's commitment to sustainability and eco-friendly practices?

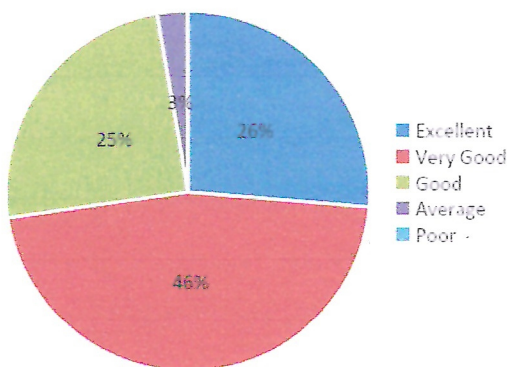


Figure 4 depicts the responses to the question, “How would you rate the college's commitment to sustainability and eco-friendly practices? ” Among the alumni, 26% responded Excellent, and 46% of alumni

responded Very Good. 25% of the alumni responded Good, 3% of the alumni responded Average.

Q5. How well did the college manage emergency situations like weather-related closures?

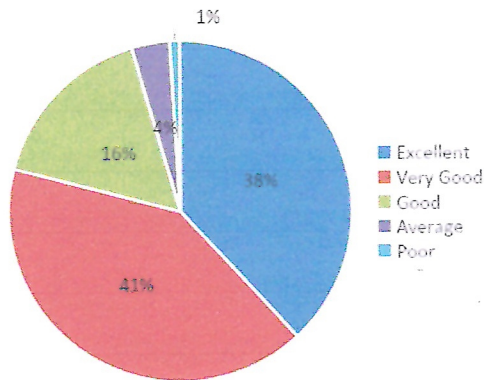


Figure 5 depicts the responses to the question, “How well did the college manage emergency situations like weather-related closures?” Among the alumni, 41% of alumni responded Very Good and 38% responded Excellent. 16% of the alumni responded Good, 4% of the alumni responded Average. 1 % of the alumni responded Poor.

Q6. The curriculum incorporate real-world applications or practical experiences into the learning process

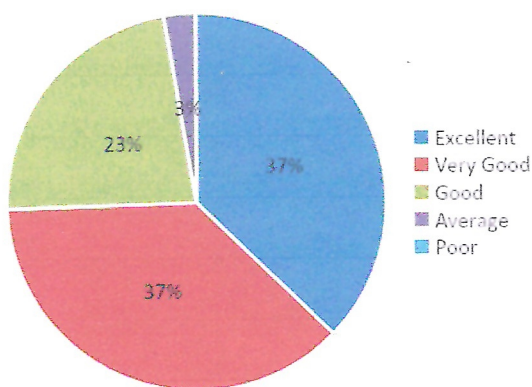


Figure 6 depicts the responses to the question, “The curriculum incorporates real-world applications or practical experiences into the learning process” Among the alumni, 37% responded Excellent, and 37% of alumni responded Very Good. 23% of the alumni responded Good, .3 % of the alumni responded Average.

Q7. How would you rate the aesthetic appeal of the campus architecture and design?

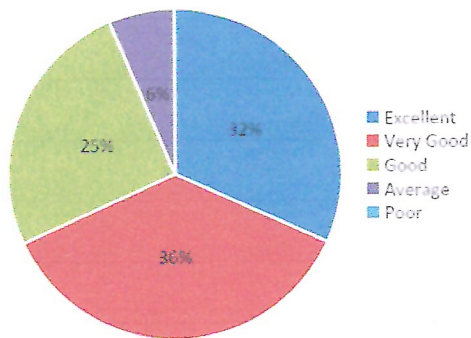


Figure 7 depicts the responses to the question, “How would you rate the aesthetic appeal of the campus architecture and design?” Among the alumni, 32% responded Excellent, and 36% of alumni responded Very Good. 25% of the alumni responded Good, .6 % of the alumni responded Average.

Q8. How effective were the laboratory facilities for practical learning?

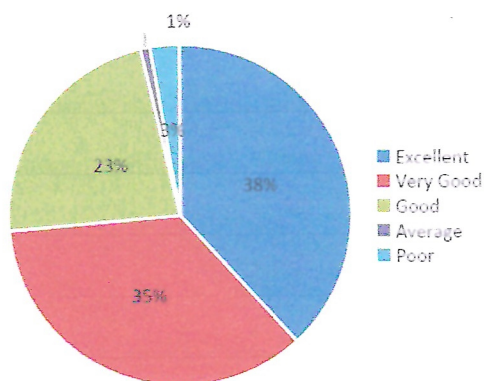


Figure 8 depicts the responses to the question, “How effective were the laboratory facilities for practical learning?” Among the alumni, 38% responded Excellent, and 35% of alumni responded Very Good. 23% of the alumni responded Good, 1% of the alumni responded Average. 3% of the alumni responded Poor.

Q9. Were the academic advisors and mentors accessible and helpful?

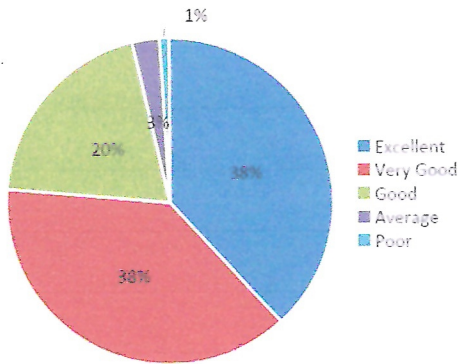


Figure 9 depicts the responses to the question, “Were the academic advisors and mentors accessible and helpful?” Among the alumni, 38% responded Excellent, and 38% of alumni responded Very Good. 20% of the alumni responded Good, 3% of the alumni responded Average. 1% of the alumni responded Poor.

Q10. Overall learning environment offered in the campus satisfying

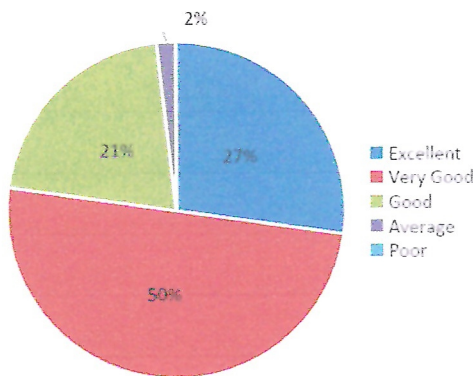



Figure 10 depicts the responses to the question, “Overall learning environment offered in the campus satisfying” Among the alumni, 27% responded Excellent, and 50% of alumni responded Very Good. 21% of the alumni responded Good, 2% of the alumni responded Average.




Principal
Wadihuda Institute of Research
and Advanced Studies (WIRAS)
P.O. Vilayancode, Kannur Dt., 670504