

## ALUMNI FEEDBACK 2020-21

The report summarizes alumni feedback on their experience at the college during the 2020-2021 academic year, revealing an overall positive sentiment. Key strengths identified include a positive atmosphere in student common areas, commendation for the college's commitment to research and innovation, satisfaction with sports facilities and equipment, high ratings for faculty and staff support during graduation, positive views on library and lab facilities, praise for the college's efforts in fostering entrepreneurial skills, and satisfaction with campus safety and maintenance. However, areas for improvement were highlighted, including the need to enhance perceived effectiveness of campus security measures, provide more opportunities for hands-on learning such as projects, research, or internships, and improve spaces allocated for clubs and extracurricular activities.

### Q1. How would you describe the atmosphere of the student common areas?

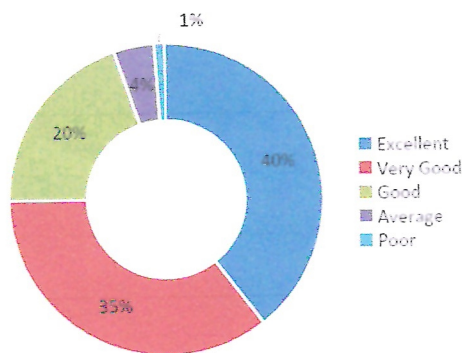


Figure 1 depicts the responses to the question, “How would you describe the atmosphere of the student common areas?” Among the alumni, 40% responded Excellent, and 35% responded Very Good. 20% responded Good, 4% responded Average, and 1% responded Poor.

### Q2. How would you describe the college's commitment to research and innovation?

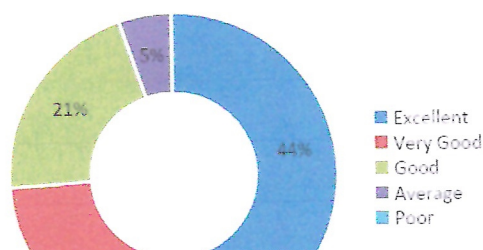


Figure 2 depicts the responses to the question, “How would you describe the college's commitment to research and innovation?” Among the alumni,

44% responded Excellent, and 30% responded Very Good. 21% responded Good, and 5% responded Average.

**Q3. How would you assess the condition of sports facilities and equipment?**

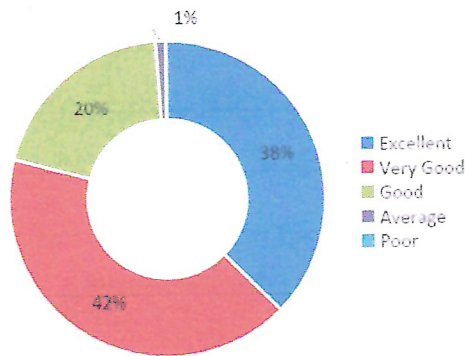


Figure 3 depicts the responses to the question, “How would you assess the condition of sports facilities and equipment?” Among the alumni, 38% responded Excellent, and 42% responded Very Good. 20% responded Good and 1% responded Average.

**Q4. Opportunities for hands-on projects, research, or internships as part of the curriculum was effective**

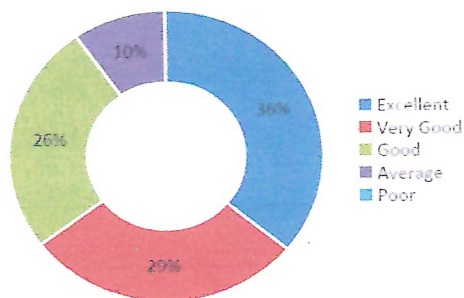


Figure 4 depicts the responses to the question, “Opportunities for hands-on projects, research, or internships as part of the curriculum was effective?” Among the alumni, 36% responded Excellent, and 29% responded Very Good. 26% responded Good, and 10% responded Average.

**Q5. Facilities at library and labs and availability of reading material provided according to the programme.**

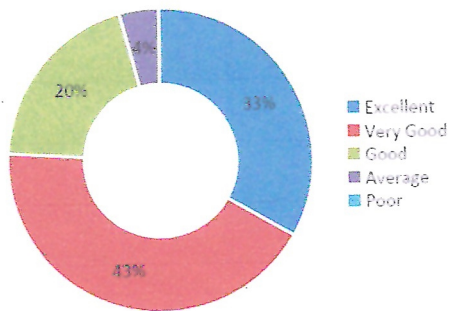


Figure 5 depicts the responses to the question, “Facilities at library and labs and availability of reading material provided according to the programme?” Among the alumni, 33% responded Excellent, and 43% responded Very Good. 20% responded Good, and 4% responded Average.

**Q6. How would you describe the college's efforts in fostering entrepreneurial skills?**

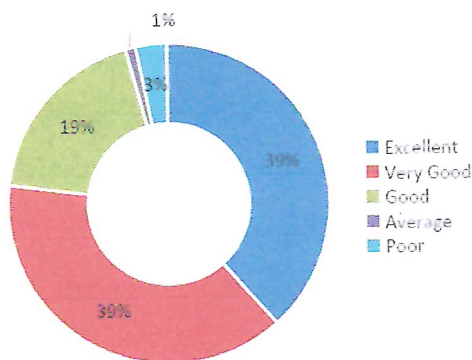


Figure 6 depicts the responses to the question, “How would you describe the college's efforts in fostering entrepreneurial skills?” Among the alumni, 39% responded Excellent, and 39% responded Very Good. 19% responded Good, 1% responded Average and 3% responded Poor.

**Q7. How satisfactory were the spaces allocated for clubs and extracurricular activities?**

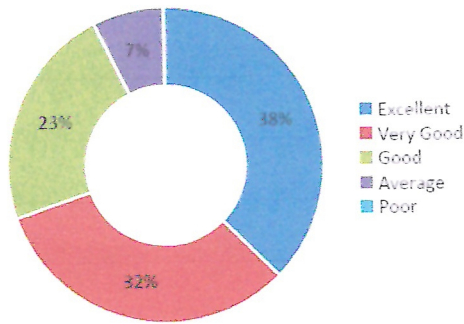


Figure 7 depicts the responses to the question, “How satisfactory were the spaces allocated for clubs and extracurricular activities?” Among the alumni, 38% responded Excellent, and 32% of alumni responded Very Good. 23% of the alumni responded Good, 7% of the alumni responded Average.

**Q8. "Was the college campus safe and well-maintained? rate."**

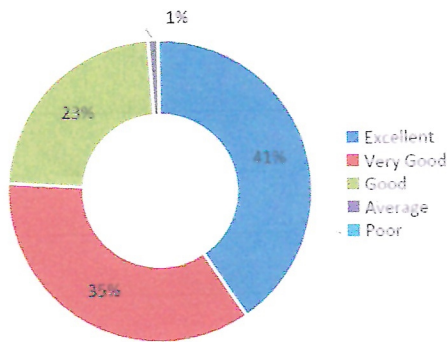


Figure 8 depicts the responses to the question, “Was the college campus safe and well-maintained? rate” Among the alumni, 41% responded Excellent, and 35% of alumni responded Very Good. 23% of the alumni responded Good, 1% of the alumni responded Average.

**Q9. Evaluate the effectiveness of the campus security measures.**

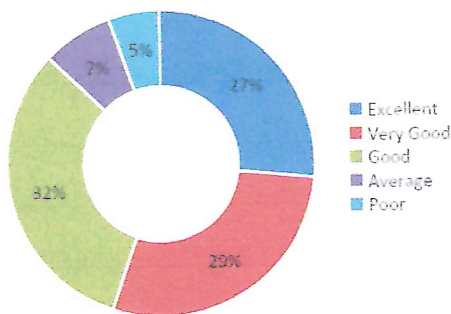


Figure 9 depicts the responses to the question, “Evaluate the effectiveness of the campus security measures” Among the alumni, 27% responded Excellent, and 29% of alumni responded Very



Good.32% of the alumni responded Good, 7% of the alumni responded Average. 5% of the alumni responded Poor.

**Q10. The level of support provided by the faculty and staff throughout your graduation?**

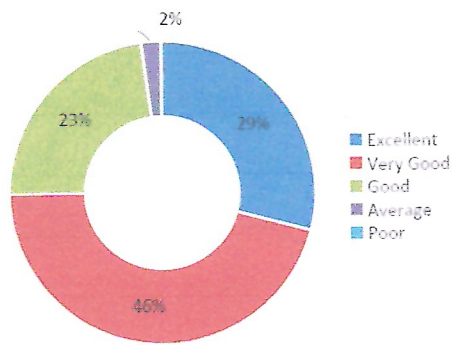


Figure 10 depicts the responses to the question, “The level of support provided by the faculty and staff throughout your graduation?” Among the alumni, 29% responded Excellent, and 46% of alumni responded Very Good.23% of the alumni responded Good, 2% of the alumni responded Average.



  
**Principal**  
 Wadihuda Institute of Research  
 and Advanced Studies (WIRAS)  
 P.O. Vilayancode Kannur Dt. 670504