

## ALUMNI FEEDBACK 2021-22

The report presents an overview of alumni feedback regarding their experience at the college during the 2021-2022 academic year, indicating a predominantly positive experience. Key strengths highlighted include a conducive learning environment in classrooms, high marks for campus cleanliness, strong support from faculty and staff throughout graduation, well-regarded opportunities for extracurricular activities and quality recreational facilities, positive feedback on peer interaction and collaborative learning, favorable views on the college's efforts in promoting environmental sustainability, and positive marks for community service involvement. However, areas for improvement were identified, including the need to further enhance efforts in promoting diversity and inclusion, and addressing concerns regarding noise levels on campus, which a small percentage of alumni found disruptive to studying and relaxation.

### Q1. Were the classrooms conducive to learning? Please rate

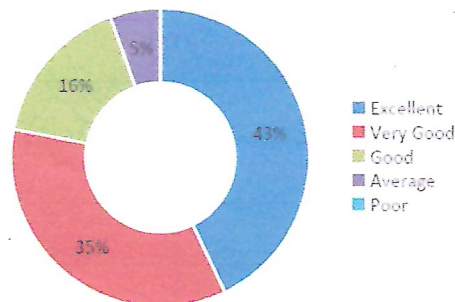


Figure 1 depicts the responses to the question, “Were the classrooms conducive to learning?” Among the alumni, 43% responded Excellent, and 35% responded Very Good, 16% responded Good and 5% it as responded Average.

### Q2. How satisfied were you with the cleanliness of the campus facilities?

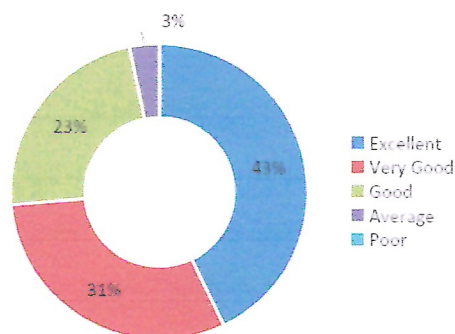


Figure 2 depicts the responses to the question, “How satisfied were you with the cleanliness of the campus facilities?” Among the students, 43% responded Excellent, and 31% of students responded Very Good. 23% of the students responded Good, 3% of the students responded Average.

**Q3. "How would you rate the college's efforts in promoting diversity and inclusion?"**

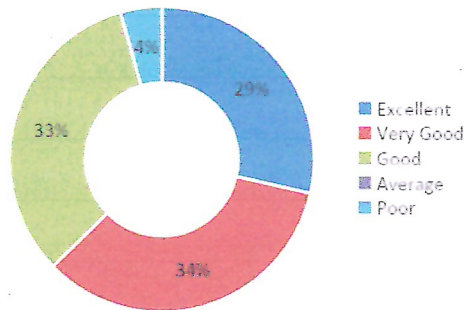


Figure 3 depicts the responses to the question, "How would you rate the college's efforts in promoting diversity and inclusion?" Among the alumni, 29% responded Excellent, and 34% responded Very Good. 33% responded Good and 4% responded Poor.

**Q4. The level of support provided by faculty and staff throughout your graduate studies**

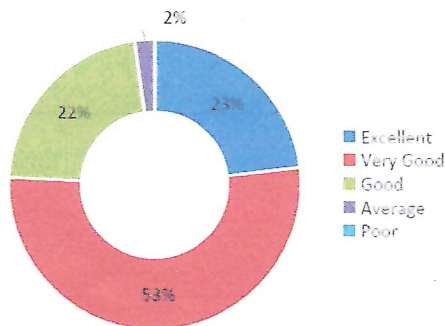


Figure 4 depicts the responses to the question, "The level of support provided by faculty and staff throughout your graduate studies?" Among the alumni, 23% responded Excellent, and 53% responded Very Good. 22% responded Good and 2% responded Average.

**Q5. How satisfactory were the noise levels around the campus for studying and relaxation?**

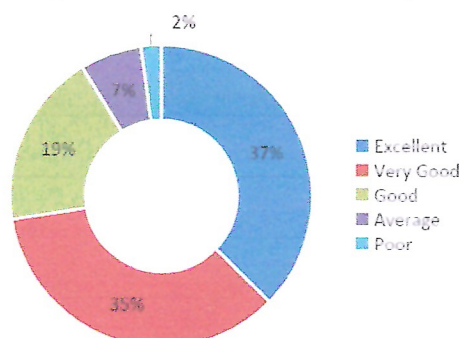


Figure 5 depicts the responses to the question, "How satisfactory were the noise levels around the campus for studying and relaxation?" Among the alumni, 37% responded Excellent, and

35% responded Very Good. 19% responded Good, 7% responded Average and 2% responded Poor

**Q6. How do you rate the campus's effort in promoting environmental sustainability?**

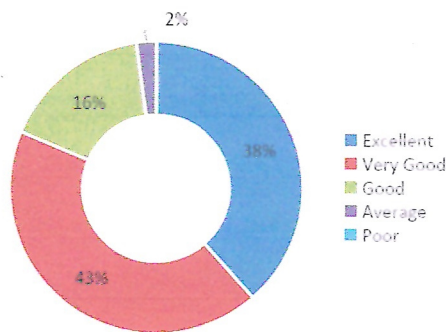


Figure 6 depicts the responses to the question, "How do you rate the campus's effort in promoting environmental sustainability?" Among the alumni, 38% responded Excellent, and 43% responded Very Good. 16% responded Good and 2% responded Average.

**Q7. "How would you rate the college's involvement in community service and outreach?"**

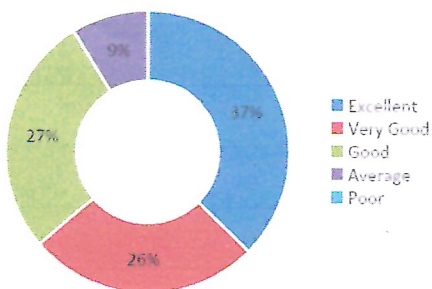


Figure 7 depicts the responses to the question, "How would you rate the college's involvement in community service and outreach?" Among the alumni, 37% responded Excellent, and 26% responded Very Good. 27% responded Good and 9% responded Average.

**Q8. The programme provided sufficient opportunities for extracurricular activities.**

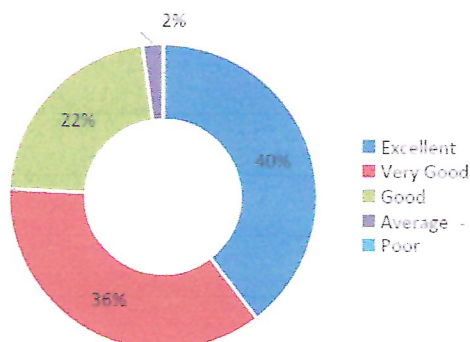


Figure 8 depicts the responses to the question, "The programme provided sufficient opportunities for extracurricular activities" Among the alumni, 40% responded Excellent, and 36% responded

Very Good. 22% responded Good and 2% responded Average.

**Q9. "Were the recreational and sports facilities satisfactory? Please rate."**

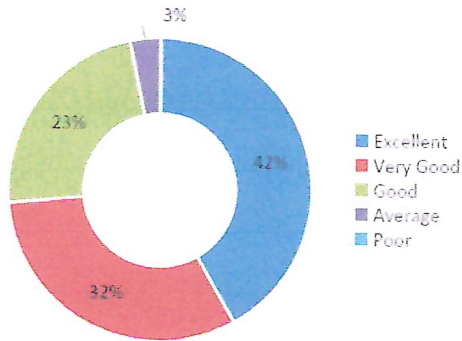


Figure 9 depicts the responses to the question, "Were the recreational and sports facilities satisfactory?." Among the alumni, 42% responded Excellent, and 32% responded Very Good. 23% responded Good and 3% responded Average.

**Q10. "How would you describe the overall peer interaction and collaborative learning environment?"**

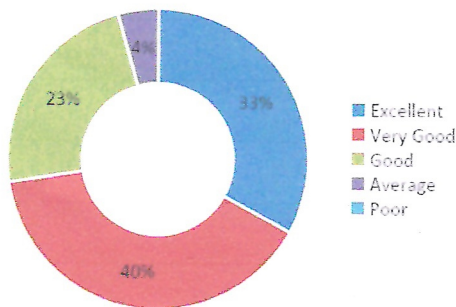



Figure 10 depicts the responses to the question, "How would you describe the overall peer interaction and collaborative learning environment?" Among the alumni, 33% responded Excellent, and 40% responded Very Good. 23% responded Good and 4% responded Average.



  
**Principal**  
 Waduhuda Institute of Research  
 and Advanced Studies (WIRAS)  
 P.O. Vilayancode, Kannur Dt., 670504